



This energy star 1.6 cu. ft. black mini fridge WMS017M6XBE is perfect for college dorms, break rooms, or just extra storage for your home and office space. The adjustable legs and reversible door design allow for placement of this mini refrigerator virtually anywhere you need. The sleek and fashionable fridge design does not compromise its functionality. This model has convenient storage shelves on the door for canned beverages and a 2-Liter bottle as well as extra space for single-serve yogurt or other condiments/snacks. Removable fresh-food glass shelf provides storage for larger items to efficiently utilize interior capacity.

- Energy star certified 1.6 cu ft single door mini refrigerator meets or exceeds federal guidelines for energy efficiency and helps to save energy and money all year long
- Refrigerator design provides optimum usable capacity for food and beverages
- Reversible door allows to open from either right or left to suit your needs
- Removable fresh-food glass shelf in this mini refrigerator keeps food organized and provides storage for larger size items
- Adjustable leveling legs provide stability on uneven floor
- Flush back design for space-saving placement and ease of installation
- Adjustable thermostatic control to always know your fridge temperature range.
- The big bottle rack allows you to store large beverages and free's up space in the rest of the fridge.
- Reliable Hisense quality with a long lasting 1-year warranty.



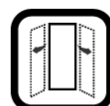
Adjustable Temperature Control



Chiller Room



2 Liter Bottle Storage



Reversible Door

Keep snacks and drinks at the ready with this 1.6 cu. ft. Hisense compact refrigerator. The adjustable thermostat ensures an ideal temperature, and the flat back fits flush with your wall to make the most of tight spaces. This compact refrigerator has one shelves, in addition to can and bottle storage in the door.

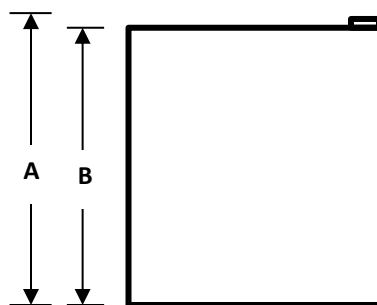
TECHNICAL SPECIFICATIONS

Performance	
Model#	WMS017M6XBE
Overall Capacity	1.6 cu.ft.
Control Type	Mechanical
Frost Type	Manual Defrost
Energy Efficiency Class	E/Star
Temperature Range (°F)	29°F to 46°F
Noise Level (dB)	40
General Features	
Installation Type	Freestanding
Cabinet Color	Black
Door Material	Steel
Handle	Recessed
Reversible Door	Yes
Number of Doors	1
Lock and Key	No
Door-Open Alarm	No
Number of Shelves	1
Shelf Material	Glass
Interior Light	No
Refrigerant	R600a
Leveling Leg	Yes
Product	
Carton Dimensions (WxDxH) (in)	19.7 x 18.3 x 21.8
Net Weight/Gross Weight (lbs)	38/43
UPC Code	819130029368

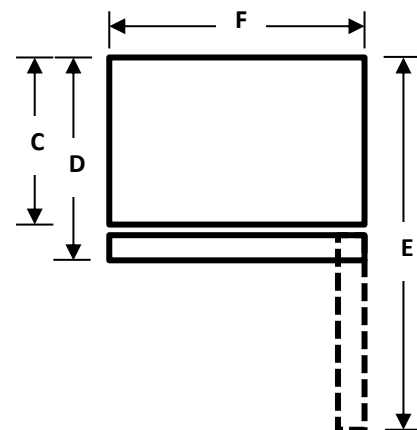
INSTALLATION DIMENSION

Overall Dimension	Height to top of hinge(in.) A	21.1
	Height to top of case(in.) B	21.1
	Case depth without door(in.) C	16.5
	Case depth with door(in.) D	18.5
	Depth with fresh door open 90 degrees(in.) E	34.4
	Width(in.) F	17.3

FRONT VIEW



TOP VIEW



All product, product specifications, and data are subject to change without notice to improve reliability, function, design or otherwise.
©2020 Hisense USA. All rights reserved.

Hisense USACorporation
7310 McGinnis Ferry Road. Suwanee. GA. 30024
1-877-465-3566
www.hisense-usa.com